

2025
MOTORHOME COLLECTION

ALWAYS GAME ALWAYS PILOTE



PILOTE



06

GALAXY
A-class models

18

PACIFIC
Low-profile models

30

ATLAS
Slimline low-profile models

38

60 years of expertise
Motorhomes that take you everywhere

44

Choosing the right RV for you
You are unique, so is your motorhome!

56

ÉVIDENCE

Fully-equipped motorhomes without compromises. Evidence delivers on comfort. Enjoy motorhomes fitted with all the best features for stress-free travel at a package price.

For more information, head to the back page of the catalogue and scan the QR code!

2025 DESIGN TRENDS





We're always ready for a new look! To mark the 2025 season, we decided to modernise the interior design of all Pilote motorhomes.

There are completely overhauled elements in all areas, from the cab to the bedroom, creating beautifully balanced lines in each living space.

This new style is inspired by home trends and combines softened curves with bolder lines to create a unique identity. Everything, including the perfectly balanced materials, choice of textures and shades of colour used, has been designed and produced to create a pleasant, cosy ambiance. We have created a bright, modern style with an inviting, timeless, elegant design. And we are confident that this will meet our customers' ever higher standards.




QUALITY MATERIALS

- 1** European poplar wood, chosen for its light weight and durability.
- 2** Furniture designed and assembled in France.
- 3** Imitation fabrics used in the automotive industry that are easy to clean and resistant to wear.
- 4** Bench seats made in France with high density foam.
- 5** Cushions and curtains made in France by an ESAT (vocational rehabilitation centre)
- 6** An easy to clean, scratch- and impact-resistant acrylic basin designed in Italy.

GALAXY

A-CLASS





VEHICLES WITH PANORAMIC VIEWS FOR JOURNEYS TO FAR-AWAY DESTINATIONS

Pilote A-Class models feature well-designed spaces, plenty of storage, a wide cab and great standard fittings, providing even more comfort to adventurous travellers daring to tackle any and every journey in search of new horizons.

A long getaway exploring Europe? A few weeks at the seaside with the grandkids? Anything is possible aboard your Pilote Galaxy!

A MYSTICAL JOURNEY DEEP INTO THE BLACK FOREST



SURPRISES AROUND EVERY CORNER

Amy and Philip prefer the low season's privacy and tranquillity to summer's hustle and bustle. So this autumn, they've decided to hop aboard their A-Class motorhome and enjoy the great outdoors in the vast Black Forest of south-west Germany!





1



SPACIOUS INTERIORS FOR MAXIMUM COMFORT!

- + A bright, inviting, social lounge that can seat up to five people.
- + Face-to-face bench seats that easily convert to driving seats.
- + A fold-away table for ease of movement.
- + Natural light streaming through wide windows and the panoramic roof.
- + A wide, elegant, practical kitchen.
- + A large kitchen worktop, 141-litre refrigerator and plenty of drawers including a pot drawer for storing all your kitchen equipment.

HIT THE ROAD AND TAKE YOUR TIME

Along these foggy roads through the woods, 'getting some fresh air' takes on more meaning. With dawn barely breaking, at 8 am Amy and Philip are already out hiking. Along the trail, they hit it off with other hikers and invite them over that evening. In their large, social lounge, they have plenty of space to host guests and enjoy time together.



2

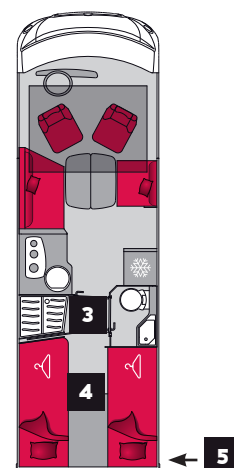


A LARGE, SEPARATE BATHROOM

- + A bright, large bathroom with a lovely high shower (1.88 metres).
- + A space separated from the lounge and bedroom by a dual partition system for greater privacy.
- + Separate toilet with a skylight for more natural light and ventilation.

ENVELOPING COMFORT

Night falls and their new friends depart. The laughter dies down and tranquillity returns to the forest along with the owls' soft hooting. Time to head to the spacious bathroom for a refreshing shower before slipping into bed to read a good book and enjoy a restful night's sleep.





4

A COMFORTABLE LARGE BEDROOM WITH XXL STORAGE

- + A large bedroom with two single beds (80 x 195 cm and 80 x 190 cm).
- + Comfortable bedding with high quality mattresses and bed bases for the perfect sleep.
- + A bed extension between the twin beds to create a king size bed.
- + Generous storage capacity with plenty of interior storage areas.
- + A large pass-through storage area with a lowered tray for easier loading (3,810 litres).



5



NEW ADVENTURES AT EVERY STOP

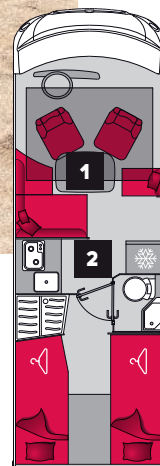
On the way home, they make a last minute decision to stop in the Vosges mountain range. As soon as they park, they get their bikes out for a ride up to the summit where they gaze out across the region's breathtaking landscapes. Thanks to their huge storage area, there's no need to compromise when packing as they can carry all their favourite equipment.

FOLLOW NATURE'S CALL, HEAD TO THE SEASIDE



FAMILY TRADITION

For Emma and James, summer holidays with Nana and Poppa in their motorhome have become a tradition! Days at the beach, brioche for afternoon tea, long evenings spent reading books: paradise! But what they love most is playing cards just before dinner while sitting under the awning and watching the sun set.





1



LIVING LIFE TO THE FULL

Emma and James have a great time with their doting Nana and their Poppa who used to be a chef. Aboard this compact vehicle, it's easy to take everyone to the market! Fresh fish, stewed vegetables... Yum! Everything you need to cook a meal together before sitting down at the table to treat your taste buds.

DISTINCT SPACES IN A VEHICLE UNDER 7 METRES!

- + A lounge with L-shaped bench seats and a sliding central table.
- + A comfortable, social space that seats five people.
- + Natural light streaming through wide windows and the panoramic skylight.
- + A functional, well-equipped kitchen: good-sized laminate worktop, powerful 2-hob stove top, 133-litre refrigerator and more.
- + Plenty of storage: drawers, pot drawer, spice rack and more.



2



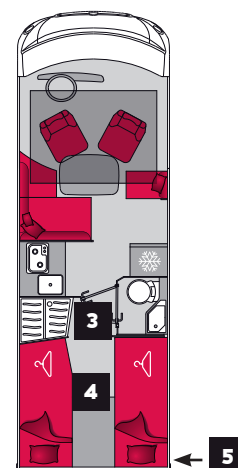
A COMFORTABLE, PRACTICAL BATHROOM

- + A large, separate, full-width bathroom with natural light streaming through the skylight/flyscreen.
- + Practical features: soap holder, hooks, towel rail and more.
- + Separate toilet for greater comfort.



SPLISH SPLASH

Poppa gave James a present: his first fishing rod. Yesterday they spotted a tree-lined freshwater lake with calm waters where they could spend the day. Back at the motorhome, it's shower time for everyone! The spacious, bright, separate shower makes James want to linger. Knock knock! It's Emma's turn.





HAPPINESS WITHOUT ANY COMPROMISES

This model is designed for families as everything can be separated and everyone has their own bed and sleeping space! The bed extension between the twin beds lets the grandparents enjoy sleeping on a king size bed.



MODULAR BEDS AND PLENTY OF STORAGE

- + A bedroom with two single beds (80 x 195 cm and 80 x 190 cm).
- + A bed extension between the twin beds to create a king size bed (standard feature).
- + Quality bedding with comfortable mattresses on slat bases.
- + A drop-down bed (135 x 190 cm) as standard in the lounge for increased sleeping capacity.
- + Generous storage spaces: large wardrobes and plenty of cupboards inside.
- + A large pass-through storage area with a lowered tray for easier loading. Generous storage capacity (3,150 litres) for transporting bulky items.



5 REASONS TO BUY A PILOTE A-CLASS

1 CUSTOMISATION

- 5 different lengths.
- 11 layouts to suit all travellers and travel styles.
- Packs designed to make your life easier.
- Some 100 options available for even more customisation.

2 COMFORT

In the cab:

- Great driving comfort: generous driving space and an outstanding panoramic view.

In the living area:

- A well-designed, practical, aesthetic interior with elegant furniture.
- Unhindered movement between the cab and bedroom.
- Generous space in each room.
- A bright and welcoming lounge for socialising.
- A functional, well-equipped kitchen with a big worktop.
- Generous sleeping spaces with a large bedroom at the rear and a drop-down bed (as standard) in front, leaving an easy path to the lounge, even when lowered: ideal for maintaining a balance between the different spaces.
- Natural light streaming through the windows and skylight.
- At least four driving seats in all models for family trips.
- High quality materials.

3 STORAGE SPACES

- Generous storage space throughout the vehicle, particularly in the floor, accessible from the inside via hatches.
- A side-skirt storage drawer (option) for more exterior storage (not compatible with AL-KO® chassis).
- A wide pass-through storage area with a lowered tray for easier loading.

SPECIAL FEATURE

- A higher GTW (Gross Train Weight - including towbar) as standard, still with four driving seats.

4 INSULATION

- **ISOTEK** bodywork: technology that boosts insulation. This exclusive Pilote technology makes every vehicle robust and durable. From our choice of materials to the well-honed manufacturing process and quality assembly, we work meticulously to deliver high quality thermal and acoustic insulation.

To find out more, head to pages 42-43.

- An insulated, heated double floor that keeps the systems frost-free.

5 TECHNOLOGY

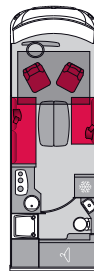
- An Xperience 2.0 tablet for easy motorhome management, featuring a touchscreen for checking fresh and waste water tank levels and controlling lights and battery charge sources.



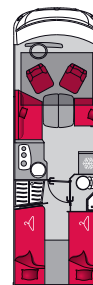
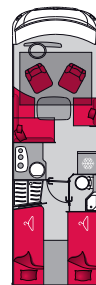
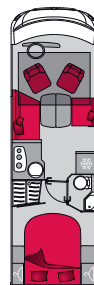
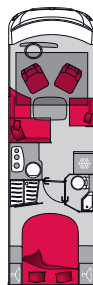
BENEFITS OF A-CLASS MODELS ON AL-KO® CHASSIS

- 21 cm-high insulated full-width storage double floor that can hold and store everything, even skis and fishing rods.
- Internal and external storage access.
- Excellent road handling and driving comfort: the chassis has been lowered and fitted with independent suspension on all four wheels.
- Greater stability with a lower centre of gravity and a wider track.
- Tanks and waste water valve inside the double floor, making it well-insulated to prevent any risk of freezing.
- Great payload.

OVERVIEW OF A-CLASS MODELS ON FIAT CHASSIS

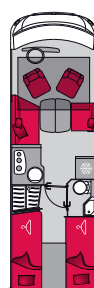
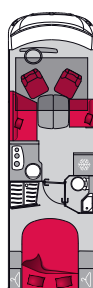


	G690GJ	G690D	G720FC
↔ Length	6.99 m	7.04 m	7.25 m
👤 Driving seats	4	4	4
🍴 Dining seats	5	6	5
🛏 Berths ⁽³⁾	4	2	4
🛏 Lounge berths ⁽¹⁾	1	2	1
🚐 Heavy vehicle	Optional	Optional	Optional



	G740C	G740FC	G740GJ	G740FGJ
↔ Length	7.49 m	7.49 m	7.49 m	7.49 m
👤 Driving seats	4 + 1 (option)	4	4 + 1 (option)	4
🍴 Dining seats	5	5	5	5
🛏 Berths ⁽³⁾	4	4	4	4
🛏 Lounge berths ⁽¹⁾	1	1	1	1
🚐 Heavy vehicle	Optional	Optional	Optional	Optional

OVERVIEW OF A-CLASS MODELS ON AL- KO® CHASSIS



	G741FC	G741FGJ	G781FC	G781FGJ
↔ Length	7.49 m	7.49 m	7.89 m	7.89 m
👤 Driving seats	4	4	4	4
🍴 Dining seats	5	5	5	5
🛏 Berths ⁽³⁾	4	4	4	4
🛏 Lounge berths ⁽¹⁾	1	1	2 ⁽²⁾	2 ⁽²⁾
🚐 Heavy vehicle	Optional	Optional	Standard	Standard

(1) Option. (2) For one adult or two children. (3) Standard feature drop-down bed in all A-Class models.

PACIFIC

LOW-PROFILE MODELS





ERGONOMIC AND SPACIOUS VEHICLES FOR ALL TRAVEL STYLES

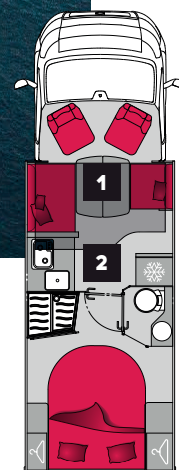
Pilote low-profile model interiors, both with and without a drop-down bed, are optimised to ensure that each living area is functional and enjoyable whether you are travelling alone or with others. Feel like getting a lungful of fresh air in Ireland? Recharging your batteries on the Côte d'Amour with a salty getaway? In your Pacific low-profile, unforgettable holidays are just on the horizon.

RETURNING TO IRELAND AND FAMILIAR PLACES



A TRAVEL LIFESTYLE

Lucy and John know this island well. The couple travelled all over it when they were younger, but on motorbikes. Today, they do their road trips in a Pilote motorhome with their daughter Lily on board. They get the same joy of exploring, but in comfort!





A CHANGE OF SCENERY TO CLEAR YOUR HEAD

Time to head west. Soon, the city fades away to give way to the raw beauty of the elements. On the first night, they decide to stop in a fishing village. After parking, they prepare a delicious meal in their large, well-equipped kitchen and eat it together in the spacious lounge before heading to bed for a well-earned rest.

THE PERFECT BALANCE BETWEEN INTERIOR COMFORT AND EXTERIOR DIMENSIONS!

- ⊕ A large, social lounge that seats five people.
- ⊕ Comfortable face-to-face bench seats that quickly and easily convert to driving seats.
- ⊕ A dropleaf central table, for easier movement.
- ⊕ A bright lounge with a skylight and pretty windows.
- ⊕ A practical, functional, ergonomic kitchen.
- ⊕ A well-equipped kitchen with 133-litre refrigerator and plenty of soft-close drawers.





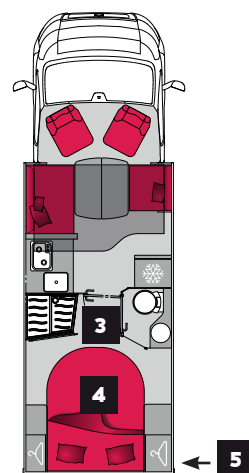
ADVENTURE AROUND EVERY CORNER

John is quite happy to enjoy a shower and then lie on his large bed for many hours. But when he opens his door one last time, he hears a fast-paced fiddle being played nearby. Well, they're here to experience new things. Their curiosity leads them to the neighbouring pub. What a night!



AN INSULATED BATHROOM FOR GREATER COMFORT

- + A bathroom separated from the bedroom and lounge by a dual partition.
- + A full-width, bright, well-ventilated room thanks to the skylight.
- + Separate toilet for greater privacy.





A COSY BEDROOM AND PLENTY OF STORAGE SPACE

- + A spacious bedroom with an island bed (150 x 190 cm).
- + Good space for moving around the bed, with easy access to the sides and wardrobes.
- + Quality bedding: a comfortable mattress and slat base for an optimal sleeping experience.
- + Plenty of indoor storage as well as a large pass-through storage area with a lowered tray for easier loading (1,830 litres).



THRILLING EXPERIENCES

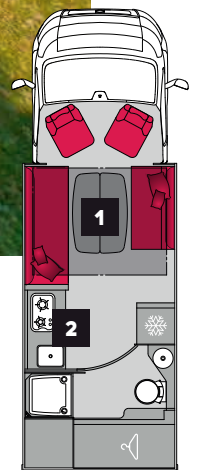
They wake up at dawn the next morning. The light is exceptional. Wanting to find a new spot, they head towards the Moher cliffs that they had previously explored on motorbikes. This time, they'll explore on foot with Lily in the baby carrier they brought in the large storage area. They know that there's nothing better to recharge your energy levels than fresh air and the great outdoors!

POPPING ACROSS TO BRITTANY FOR FUN TIMES



SUMMER FUN

Elizabeth and Martin reach the town mid-morning. After quickly tucking away any belongings visible in the front of the motorhome, they get their bikes out from the large storage area and head to the port. It's so wonderful to cycle alongside the brightly coloured fishing boats and listen to the seagulls!





SHELLFISH AND CRUSTACEANS

The ballet of returning fishing boats sets the late morning's pace. The fish market's stalls fill with today's catch. A stunning, freshly-caught blue lobster catches their eye. Back in their Pilote motorhome, the couple sits down in the lounge to savour their seafood platter.

XXL SPACES IN A VEHICLE UNDER 7 METRES!

- + A large, social, modular lounge with two wide face-to-face bench seats, making this a genuine living room that can seat up to seven people!
- + A wide interior space with easy movement and a dropleaf central table to free up even more space.
- + A large, well-equipped kitchen with natural light streaming through the window.
- + A generous kitchen worktop with a powerful 2-hob stove top and 141-litre refrigerator.
- + Plenty of useful storage: drawers, pot drawer, spice rack and more.





AN XXL BATHROOM WITH INBUILT WARDROBE

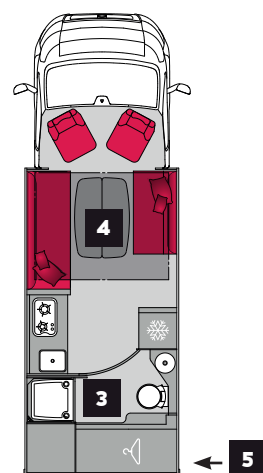
- + A spacious bathroom separated from the living area by a sliding door.
- + A bright, well-ventilated room thanks to the skylight.
- + A huge wardrobe across the full width of the vehicle's rear, featuring plenty of drawers and a large hanging space as well as direct access to the storage area.



PARADISE ON EARTH

Brrr! The wind was particularly cold today but it was worth it. Exploring along the trails, picnicking on a cliffside... Great memories!

Martin needed a hot shower to warm himself up. He was able to indulge in that lovely moment - his reward - thanks to the large bathroom just like at home!





4

COSY NEST

While Elizabeth makes them some hot tea, Martin sets up the drop-down bed. Then they lie back on their super comfortable mattress and snuggle together while watching a TV show.



A COSY SLEEPING SPACE WITH ENDLESS STORAGE

- + A large drop-down double bed (160 x 200 cm) in the lounge.
- + Easy access with no ladder required as the bed electrically lowers to 80 cm off the floor.
- + A comfortable mattress and slat base for an optimal sleeping experience.
- + Generous storage volume, with a big wardrobe in the rear as well as various storage spaces in the living area.
- + A large storage area (2,880 litres), with internal and external (both sides) access and a vehicle-height hatch, for storing bulky items.



5

5 REASONS TO BUY A PILOTE LOW-PROFILE

1 CUSTOMISATION

- 7 different lengths.
- 15 layouts to suit all travellers and travel styles.
- Packs designed to make your life easier.
- Some 100 options available for even more customisation.

2 COMFORT

- A well-designed, practical, aesthetic interior.
- Unhindered movement between the cab and bedroom.
- A bright and welcoming lounge for socialising.
- A functional, well-equipped kitchen.
- Generous sleeping spaces with a large, comfortable bedroom and an optional drop-down bed in the lounge available for a range of models.
- At least four driving seats in all models for family trips.
- High quality materials.

3 STORAGE SPACES

- Generous storage spaces throughout the vehicle.
- A side-skirt storage drawer (option) for more exterior storage.
- A wide pass-through storage area with a lowered tray for easier loading.

SPECIAL FEATURE

- A higher GTW (Gross Train Weight - including towbar) as standard, still with four driving seats.

4 INSULATION

- **ISOTEK** bodywork: technology that boosts insulation. This exclusive Pilote technology makes every vehicle robust and durable. From our choice of materials to the well-honed manufacturing process and quality assembly, we work meticulously to deliver optimal quality thermal and acoustic insulation.




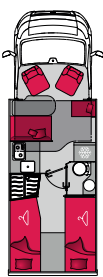
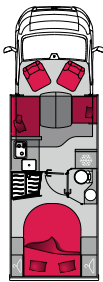





To find out more, head to pages 42-43.

5 TECHNOLOGY

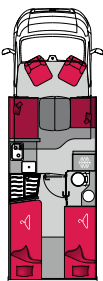
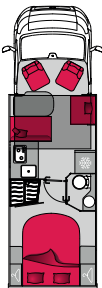
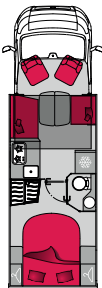
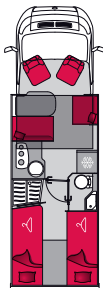
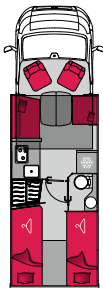





- An Xperience 2.0 tablet for easy motorhome management, featuring a touchscreen for checking fresh and waste water tank levels and controlling lights and battery charge sources.

OVERVIEW OF LOW-PROFILE MODELS

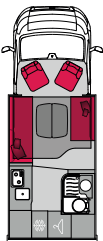
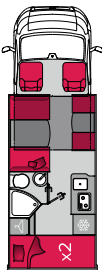
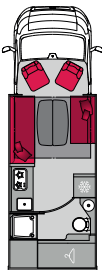
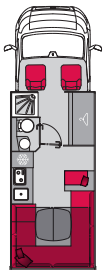
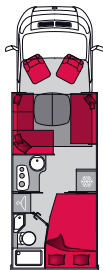





SMALL LOW-PROFILES

					
	P600P	P650C	P650GJ	P690GJ	P720FC
↔ Length	5.96 m	6.49 m	6.49 m	6.99 m	7.20 m
 Driving seats	4	4	4	4	4
 Dining seats	4	4	4	5	5
 Fixed berths	2	2	2	2	2
 Lounge berths ⁽¹⁾	1	1	1	1	1
 Drop-down bed berths ⁽¹⁾	-	-	-	2	2

LARGE LOW-PROFILES

					
	P720FGJ	P740C	P740FC	P740GJ	P740FGJ
↔ Length	7.20 m	7.45 m	7.45 m	7.45 m	7.45 m
 Driving seats	4	4 + 1 (option)	4	4 + 1 (option)	4
 Dining seats	5	5	5	5	5
 Fixed berths	2	2	2	2	2
 Lounge berths ⁽¹⁾	1	2 ⁽²⁾	2 ⁽²⁾	2 ⁽²⁾	2 ⁽²⁾
 Drop-down bed berths ⁽¹⁾	2	2	2	2	2

INTELLIGENT LOW-PROFILES

					
	P620D	P690S	P690D	P720U	P720P
↔ Length	6.20 m	6.99 m	6.99 m	7.25 m	7.15 m
 Driving seats	4	6	4	4	5
 Dining seats	6	6	6	6	6
 Fixed berths	-	4	-	-	2
 Lounge berths	2	2 ⁽⁴⁾	2	2	2
 Drop-down bed berths ⁽⁴⁾	2	2	2	2	2

(1) Option. (2) For one adult or two children. (4) Standard feature.

ATLAS

SLIMLINE LOW-PROFILE
MODELS





COMPACT VEHICLES WITH A SEASONED TRAVELLER LOOK READY FOR ADVENTURES

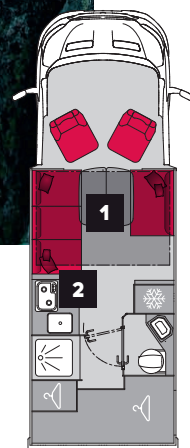
These well-equipped low-profile models are compact yet offer great interior space, so you can travel anywhere you want. Tempted to enjoy a romantic getaway in the French Alps? Or to explore the Bardenas Reales desert with friends? Atlas gives you the freedom to do it all!

THE PINNACLE OF WELLNESS IN THE FRENCH ALPS



READY FOR THE GOOD LIFE

Finally, Anna and Simon's long-awaited holidays have arrived. They head to Gap, the 'sweet capital of the French Alps', aboard their slimline low-profile motorhome that easily winds its way through the villages. They plan to make the most of their trip!





1



A COMFORTABLE VEHICLE THAT'S AS EASY TO MANOEUVRE AS A CAMPERVAN!

- + A compact vehicle (6.6 metres long by 2.2 metres wide) that can go anywhere, ideal for windy roads and little villages.
- + A large, bright lounge for 5 people.
- + A large fold-away table for ease of movement.
- + An interior bathed in natural light streaming through the skydome, skylight and large windows.
- + A well-equipped kitchen: 2-hob stove top with cover to create an even bigger worktop, 133-litre refrigerator, and plenty of clever storage for kitchen equipment.

FEELING ADVENTUROUS

After effort comes comfort. To make the most of their time off, Anna and Simon alternate between hikes to enjoy unobstructed views of the region's valleys and swims in the gorge rivers.

Every evening, they follow the same routine, spreading out their hiking trail maps on the large table in the lounge and choosing their next adventure.



2



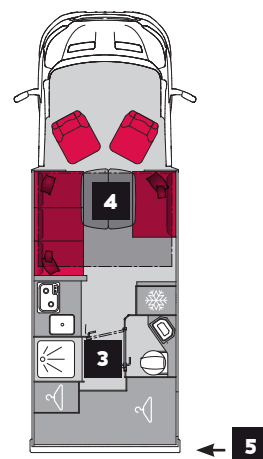
HAPPY DAYS

Their final hike filled the couple with good vibes but exhausted their energy! A restorative shower is what they need. And in this model, the shower is at a height that even tall Simon can enjoy.



SPACIOUS, PRACTICAL BATHROOM

- + A comfortable, well-designed bathroom.
- + Good shower height (1.92 metres).
- + A skylight with flyscreen, for more natural light and good ventilation.
- + Separate toilet for privacy.





4

STUNNING SIGHTS

When they travel, Anna and Simon often choose destinations where they can do paddleboarding. Luckily, their equipment is easy to slide into their XXL storage area. The French Alps are ideal for this sport, with turquoise lakes surrounded by mountains. Stunning!



A CLEVER SLEEPING AREA AND GENEROUS STORAGE

- + A comfortable, ergonomic bed.
- + A drop-down double bed (140 x 200 cm) in the lounge.
- + A comfortable mattress on a slat base, perfect for a good night's sleep.
- + Plenty of storage inside plus a big wardrobe across the vehicle's entire width in the rear, with a large hanging space and several drawers.
- + An XXL storage area (1,850 litres) measuring 1.1 metres tall, perfect for bulky items and with access from either side as well as internal access.



5

5 REASONS TO BUY A PILOTE SLIMLINE LOW-PROFILE

Setting off in a slimline low-profile motorhome means more than choosing a vehicle with a unique design and a 'seasoned traveller' look. It also means:

1 MANOEUVRABILITY

- A slimline vehicle: 2.2 metres wide.
- A compact low-profile model under 7 metres long.
- An easy to drive motorhome, ideal for winding and narrow streets.
- A vehicle that's easy to manoeuvre and position in any parking space.

2 COMFORT

- A well-designed, practical, aesthetic interior with a 'seasoned traveller' look.
- Unhindered movement between the cab and bedroom.
- A bright and welcoming lounge providing a great socialising space.
- A well-equipped, user-friendly kitchen.
- A comfortable, full-width bathroom.
- Generous, cleverly-designed beds.
- 4 driving seats in 2 models for family travel.
- High quality materials.

3 STORAGE SPACES

- Plenty of storage throughout the vehicle.
- An XXL pass-through storage area with a lowered tray for easier loading.

SPECIAL FEATURE

- A higher GTW (Gross Train Weight - including towbar) as standard, still with four driving seats.

4 INSULATION

- **ISOTEK** bodywork: technology that boosts insulation. This exclusive Pilote technology makes every vehicle robust and durable. From our choice of materials to the well-honed manufacturing process and quality assembly, we work meticulously to deliver optimal quality thermal and acoustic insulation.

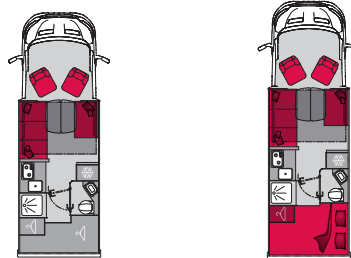
To find out more, head to pages 42-43.

5 TECHNOLOGY

- An Xperience 2.0 tablet for easy motorhome management, featuring a touchscreen for checking fresh and waste water tank levels and controlling lights and battery charge sources.

OVERVIEW OF SLIMLINE LOW-PROFILE MODELS

In the Atlas range, Pilote has returned to its roots and reconnected with a longstanding partner. In the 1980s, Pilote founded a solid collaboration with Ford and became the European leader with the famous R360 model. In 2023, to celebrate its 60th anniversary Pilote proudly presented its new Atlas range: a series of compact vehicles on a Ford chassis with a 'seasoned traveller' style.



	A650D	A690G
↔ Length	6.60 m	6.99 m
↔ Width	2.20 m	2.20 m
↑↓ Height	2.88 m	2.88 m
👤 Driving seats	4	4
🍴 Dining seats	5	5
🛏 Fixed berths	-	2
🛏 Lounge berths ⁽¹⁾	1 ⁽²⁾	1 ⁽²⁾
🛏 Drop-down bed berths ⁽⁴⁾	2	2

(1) Option. (2) For one adult or two children. (4) Standard feature .

A photograph of the interior of a Pilote motorhome. The space is compact and modern, featuring light-colored wood paneling on the walls and floor. A large window on the left provides natural light. In the foreground, a curved wooden table is set with a yellow plate, a wooden bread tray containing several slices of dark bread, and a blue and white checkered pitcher filled with dried flowers. A green cushion with a white floral pattern is visible on the left. In the background, a kitchen area with white cabinets and a sink is visible, along with a storage area with shelves and a hanging bag. A television is mounted on the wall above the table.

60 YEARS OF EXPERTISE

MOTORHOMES THAT TAKE YOU EVERYWHERE

Here at Pilote, we have been designing and manufacturing our motorhomes for over 60 years, all the while imagining ourselves heading off on journeys with you aboard your Pilote. That is why each of the 1,200 people working for our group cultivate the high standards, focus on quality, and respect for customers passed from generation to generation. Our expert blend of innovation and experience, industrial processes and artisanal methods, and creativity and reliability can be found inside your Pilote motorhome. Hit the road with peace of mind, travel further and enjoy more freedom: you'll always have a good partner.



OUR STORY



The first caravan was made in La Limouzinière (Loire-Atlantique region) by André Padiou, in his father's carpentry workshop. That was when he founded his company.

1962

1965

1976 – 1978

1981

1985

1992

The workshop became too small. The first factory was built nearby. The premises were expanded several times until 1975.

Pilote made motorhomes affordable by launching the 'First by Pilote' range.



A trip to the USA inspired the company's first motorhome: the over-cab R430. It was to be called 'Rally' but at the last moment the name 'Pilote' was chosen. The company was a pioneer. During this period, it recorded its first sales outside France.

The company invented the low-profile motorhome concept. With the business growing, Pilote boosted its production equipment.

Pilote released its first A-Class model, the R800DA.



Paris-Dakar: a motorhome driven by Laurent Bourgnon took part in the race for the first time. This event inspired the brand's new slogan: 'Make the World Your Home'.

Return of the iconic Galaxy and Pacific ranges. Pilote developed a wide range of products.

Pilote relaunched its motorhomes with no permanent bed: impressively compact models offering exceptional living space. Pilote became the leader in the French market.

1999

2004

2011

2015

2020

2023

New 10,000 m² Pilote factory opened in Membrolle-sur-Longuenée, near Angers (Maine et Loire region).

Pilote entered the campervan market in order to make vehicles to suit all motorhome enthusiasts.



To celebrate its 60th anniversary and further highlight its dreams of limitless travels and adventures, Pilote unveiled Atlas, its new range on a Ford chassis.



-15°C TO +20°C ALWAYS PILOTE



OPTIMAL THERMAL INSULATION

Cold room testing confirmed that Pilote motorhomes meet the requirements of the EN 1646-1 standard, guaranteeing high quality insulation. From an initial -15°C, the temperature of the motorhomes rose to +20°C in just over 4 hours*.

To achieve this, Pilote constantly works on improving its assembly processes:

- Use of a new insulating material for the waste water tank and wheel arches, which has proven to be light and stiff.
- Introduction of fibroplast (glass-filled polyurethane) strips in the floor and sides. These more rigid strips ensure a solid connection between the sides and the floor and completely eliminate thermal bridges.
- New floor designs for the low-profile and A-Class models.

* Multi-point measurements taken with a Truma® Combi 6 heater.



ISOTEK
STRUCTURE



1

FLUSH WINDOWS

Thanks to their double glazing and intruder-proof aluminium frames, they boost your motorhome's thermal insulation and security. They also filter out extraneous noise.



2

ALUMINIUM PROFILES

This solidly attaches the sides and top. The profiles prevent any distortion of the bodywork and make the motorhome robust and durable.



3

INSULATED WALLS

The side, ceiling and floor feature an insulating core. Rot-proof strips and aluminium inserts ensure stability of the bodywork and furnishings.



4

HAIL-RESISTANT ROOF

This polyester roof is impact-resistant. It is resistant to hail damage and other types of impact.



5

POLYESTER CLADDING UNDER THE CHASSIS

Keeps ground moisture out of the vehicle.



6

ALUMINIUM SIDE SKIRTS

This solid protective side skirt is easy to replace in the event of damage.



7

A STRONGER EXTENDED CHASSIS

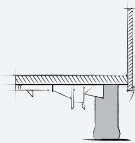
The chassis does not flex towards the rear. This enables the storage area to hold a significant load (up to 250 kg) due to its robust structure and delivers a greater tow weight (5.5 T as standard on FIAT chassis).



8

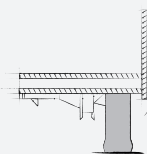
DUAL-SEAL HATCHES

To ensure that the storage area is completely sealed and insulated, all hatches are fitted with compression locks and dual seals.



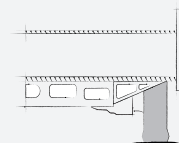
THICK FLOOR IN LOW-PROFILE MODELS

- With a total thickness of 50 mm, including 45 mm of insulation, the PACIFIC range's floor delivers excellent thermal performance.
- It holds the water and gas systems to keep them frost-free.



INSULATED DOUBLE FLOOR IN A-CLASS MODELS

- The double floor in the GALAXY range features a 13 cm shaft of heated air, further boosting its insulation performance.
- It also keeps the water, gas and electricity systems frost-free.
- Floor hatches provide additional storage space and access to the waste water.



A-CLASS STORAGE DOUBLE FLOOR ON AL-KO® CHASSIS

- The AL-KO® double floor features an internal height of 21 cm and is known for its high quality insulation.
- It keeps the waste water drainage valve and tanks frost-free.
- There are 6 interior and exterior access points to reach items stored in the double floor.

CHOOSING THE RIGHT RV FOR YOU

YOU ARE UNIQUE, SO YOUR PILOTE MOTORHOME SHOULD BE TOO!

With more than 30 different models and hundreds of configuration options, you can easily design the motorhome that best fits your needs and travel desires.

As you browse the pages of this catalogue you'll discover key ways to create a truly unique motorhome, from your choice of rims, engine, interior finishes and more.

1 VEHICLE TYPE AND SIZE

2 LAYOUT

A-CLASS AND LOW-PROFILE

SLIMLINE LOW-PROFILE

3 STANDARD FITTINGS..... p. 48 p. 54

4 PACKS, TO MAKE YOUR LIFE EASIER p. 49 p. 55

5 OPTIONS,
FOR EVEN MORE CUSTOMISATION p. 50 p. 55



1 SELECT YOUR VEHICLE TYPE AND SIZE



A-CLASS MODELS

ON A FIAT CCS OR AL-KO® CHASSIS FROM 6.99 TO 7.89 m.

A-Class models have a huge windscreen which is very much appreciated by those who enjoy watching the sunset from their living room. The large cabin and wide dashboard will also appeal to those with a taste for space. The Galaxy range sits on a Fiat chassis, with models up to 7.49 metres long, and delivers great reliability and excellent road holding. Galaxy models are also available on an AL-KO® chassis, a top-of-the-range product that delivers safety, durability and top-notch driving comfort.



LOW-PROFILE MODELS

FROM 5.96 TO 7.45 m.

With their compact cab, the low-profile models are easy to drive. Designed on a specific chassis, Pilote's Pacific range delivers reliable, robust vehicles: sway bars for greater stability, adapted tyres, a wider rear track for better road holding, and a lowered chassis.



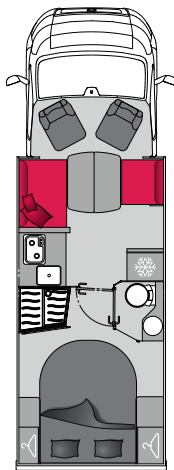
SLIMLINE LOW-PROFILE

FROM 6.60 TO 6.99 m.

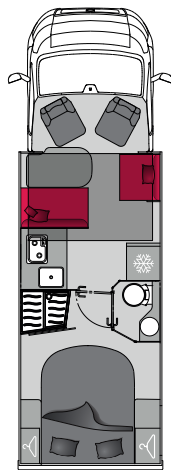
Slimline low-profile models are mounted on a specifically-chosen Ford Transit chassis, making them ready to tackle any terrain and letting you confidently head off on adventures. With their 'seasoned traveller' look, these compact slimline (2.2 metres wide) vehicles deliver the perfect blend of style and performance. They are manoeuvrable and particularly easy to drive, even on narrow and winding roads. And their smaller size makes them easier to park in unusual spaces, which opens up a new world of possibilities.

2 CHOOSE YOUR IDEAL LAYOUT

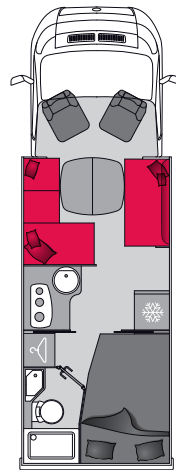
Choose an interior to suit your travel style from the different lounge and bedroom types and create a combination that meets your needs.



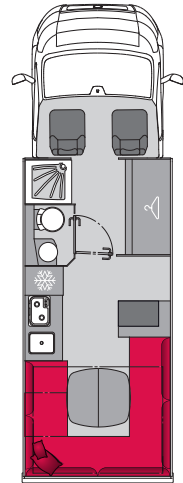
Face-to-face lounge area



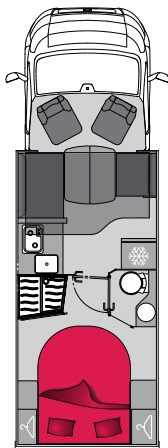
Forward-facing lounge



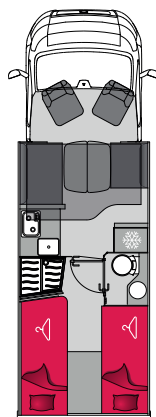
L-shaped lounge



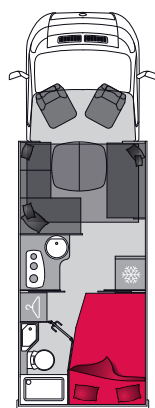
U-shaped lounge



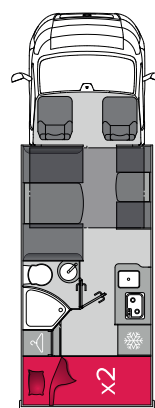
Island double bed



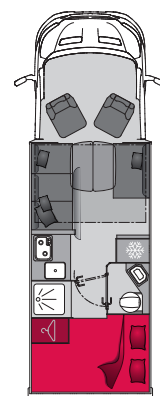
Twin beds



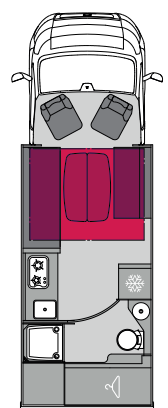
Corner double bed



Bunk beds



Full-width double bed or garage bed



Non-permanent drop-down double bed

LOUNGE



Face-to-face lounge area

Features large bench seats and space to walk. Magnets let you switch the bench seats to their forward-facing position in only a few seconds.



L-shaped lounge

Particularly convivial and comfortable, a fifth driving seat can be added to certain models.



U-shaped lounge

Very comfortable for socialising or working. Can seat up to seven people.

Also available: forward-facing lounge.

BEDROOMS



Island bed

Great sleeping comfort with plenty of space to walk around the bed.



Twin beds

Twin beds offer great versatility and convert to a king size garage bed with the bed insert (standard feature).



No permanent bed

This layout gives you an outstanding living space in a compact vehicle.

Also available: bunk beds and corner bed.

A-CLASS AND LOW-PROFILE

3 ENJOY STANDARD FEATURES

CHASSIS – ENGINE

- Fiat CCS chassis: 140 hp engine with manual transmission.
- AL-KO® chassis: 180 hp engine with automatic transmission.
- ABS: Antilock Braking System.
- ASR: Anti-Slip Regulation (traction control).
- ESP: Electronic Stability Program (prevents skidding).
- Traction+ with downhill speed limiter.
- 90-litre diesel tank.

EXTERIOR

- Day running lights and fog lights.
- 15" steel rims (except with AL-KO® chassis: 16" rims).
- Puncture repair kit.
- 4-season tyres.
- Lighting.

CAB FITTINGS

- Electric, auto-defrost wing mirrors.
- Driver and passenger air bags.
- Cruise control and speed limiter.
- Manual air-conditioning.
- Cab carpet.
- Steering wheel controls.
- Height-adjustable, swivel cab seats with armrests.

LIVING AREA FITTINGS

- ISOTEK bodywork – see pages 42-43.
- Living area door with window, flyscreen and 2-point central locking.
- Foldaway electric entry step.
- Sliding blinds in the cab (with privacy position for A-class models).
- LED lighting (direct and indirect).

MULTIMEDIA

- Xperience 2.0 digital control panel.
- Wired for: car radio antenna, cab/living area speakers, reversing camera, solar panel and automatic satellite dish.
- Adjustable TV bracket with power supply.

POWER

- Truma® Combi 4 (4000 W hot water/boiler) or Combi 6 (6000 W hot water/boiler) gas heating, depending on model.
- Compartment for 2 x 13 kg gas bottles.
- Truma® Crash Sensor single regulator/switch (except with AL-KO® chassis: automatic Truma® Crash Sensor regulator/switch).
- Booster for fast battery charging.

LOUNGE

- Panoramic skylight.
- High-density foam bench seats and height-adjustable headrest.

KITCHEN

- Soft-close drawers with pot drawer.
- Stainless steel sink with cover.
- Spice rack.
- 2-hob gas stove top with cover: 1/1.7 kW or 1.5/2.5 kW, depending on model.
- Automatic power-selection refrigerator: 133-litre or 141-litre, depending on model.
- 230 V and USB outlets.

BATHROOM

- Concealing skylight with flyscreen.
- Toilet with removable cassette on castors.
- 230 V power outlet.
- Hooks.

BEDROOM

- Slat base, comfort mattress and reading lights for permanent beds.
- 230 V and USB outlets in permanent bedroom.

BENEFITS OF A-CLASS MODELS:

- Tyre pressure monitoring system (TPMS) (except AL-KO® chassis).
- Electric parking brake (except AL-KO® chassis).
- Driver's door with 2-point central locking and electric windows.
- AGUTI® height-adjustable, swivel cab seats with armrests.
- Living area door entry lighting.
- Window above bench seat on passenger side.
- Front drop-down bed.
- LED ambient lighting in the bathroom.

BENEFITS OF A-CLASS MODELS ON AL- KO® CHASSIS:

- Automatic Truma® Crash Sensor regulator/switch.
- Frost-proof waste water tank.
- Lighting, bars and 230 V power outlet in the storage area.
- Outside shower: cold and hot water accessed through the storage area.
- Duckboard.
- 16" steel rims.

BENEFITS OF LOW-PROFILE MODELS:

- Front bumper painted to match the bodywork.
- Headlight rims.
- White grille.
- Central locking and electric front windows.
- Wide-angle and blind spot wing mirrors.
- Height-adjustable swivel cab seats with covers.
- Skydome.

4 CHOOSE TURNKEY PACKS

Make life simpler for yourself! Choose the pack that best suits your needs and hit the road straight away!

START PACK

NEW

ESSENTIAL OPTIONS FOR A READY-TO-DRIVE VEHICLE!

Includes:

- 1 x 95 Ah AGM leisure battery.
- 1 x 100 W high-efficiency monocrystalline solar panel.
- 7" Pioneer® car radio, compatible with Apple Car Play/Android Auto.
- DAB antenna.
- Reversing camera.
- Cab and living area speakers.

GRAND COMFORT PACK*

NEW

ESSENTIAL OPTIONS FOR GREATER COMFORT!

Includes:

STORAGE AREA FITTINGS:

- 2 lights.
- 1 x 230 V power outlet.
- Stowage bars for all your equipment.
- Outside shower: cold and hot water accessed through the storage area.

FROST-PROOF WASTE WATER TANK

SIDE SKIRT STORAGE DRAWER

DUCKBOARD

In the shower.

AUTOMATIC TRUMA® CRASH SENSOR REGULATOR/SWITCH

AWNING

**Not compatible with AL-KO® chassis.*

RELAX PACK

THE RIGHT EQUIPMENT FOR STRESS-FREE TRAVEL!

Includes:

- Awning.
- 2-bike rack.



A-CLASS AND LOW-PROFILE

5 ADD OPTIONS TO SUIT YOUR NEEDS

POWER

New engine for improved driving comfort:

140 hp

Standard feature on all Pilote motorhomes. The best option for drivers wanting the best ratio of fuel consumption to performance.

180 hp

Engine must be combined with automatic transmission. This option is available for most vehicles. For those who want to travel far and wide with complete peace of mind and are looking for optimal performance.

THE FIAT EURO 6E

The smaller, quieter, more understated Multijet 2 engines (Fiat Euro 6E Final) improve consumption rates and meet the latest applicable environmental standards, which have even more stringent requirements in terms of vehicles' CO₂ emissions.

TRANSMISSION

MANUAL

Comes standard on all vehicles. Ideal for traditional driving.

AUTOMATIC

New Fiat 8-speed transmission for enhanced driving comfort. Available with all engines and must be combined with 16" alloy wheels.



VEHICLE WEIGHT

3.5 T

Standard feature on all low-profile and A-Class models up to 7.45 metres. A class-B licence allows you to drive vehicles in this category.

3.65 T

Option available for all Expression motorhomes. The benefit of a heavy vehicle is its loading capacity. This greater capacity not only allows you to load all your equipment onboard, but also to add all the options you want to boost your vehicle's comfort and autonomy. A class-C licence is required for this option.

4.4 T AND 4.5 T

Standard feature on the G781 models and optional feature on some other vehicles. Opt for the Heavy chassis for even greater safety, loading weight and towing capacity. The 4.4 T chassis on the Fiat CCS and the 4.5 T on the AL-KO® require a 180 hp engine, automatic transmission and 16" aluminium rims. A class-C licence is required for this option.

AND PREFERENCES

POWER

Equip your vehicle to meet your need for autonomy:

BATTERY

95 AH AGM


A robust, reliable battery that is resistant to vibrations and shaking, as well as changes in temperature. It offers excellent value for money and does not require any special maintenance.

100 AH LITHIUM

This smaller, lighter battery delivers superior performance in terms of power storage and supply, and recharges faster. It has a long lifespan of 15-20 years.

100 W HIGH-EFFICIENCY SOLAR PANELS

These panels feature high performance PERC cell technology.



HEATING

TRUMA® 4 OR 6 DEPENDING ON VEHICLE

Europe's most compact air and water heater, runs on gas.

TRUMA® 6E

The heater can be run optionally on 230 V.

ALDE®

Option available on some vehicles for maximum heating comfort. Heat exchanger and engine preheating pump included.

MULTIMEDIA

CAR RADIO — COMPATIBLE WITH APPLE CAR PLAY AND ANDROID AUTO:

PIONEER®

Leading brand for automotive audio systems. Available in 7" without GPS (still compatible with Apple Car Play and Android Auto) or 9" with GPS (must be connected to a smartphone).

OR FIAT®

Larger 10" screen with GPS.
Fiat car radio includes:

- Automatic air-conditioning.
- Induction charger.
- Digital dashboard.

INCLUDED IN THE PIONEER® OR FIAT® CAR RADIO:

DAB ANTENNA

For more radio products, greater quality and a wider network coverage.

CAB AND LIVING AREA SPEAKERS

REVERSING CAMERA

SMART TV

TV WITH SATELLITE DISH AND INBUILT DECODER

85 cm diameter dish mounted on the roof. It gives you access, through the decoder, to various channel packages (free and paid) broadcast by satellites within range.

TV WITH 4G/WIFI ANTENNA

Small antenna mounted on the roof. It gives you optimised access to Wi-Fi internet when you insert a SIM card in the internal case. Contact your internet provider for details and to select the best plan for you.

A-CLASS AND LOW-PROFILE

5 ADD OPTIONS TO SUIT YOUR NEEDS

STYLE

Choose outstanding materials to create a style that suits you:



PYLA STYLE



ANNECY STYLE

LOUNGE – BENCH SEATS




COTTAGE

Bench seats in solid coloured fabric (example p. 13).



SAND

Fabric back and imitation leather seat



CLAY

Bench seats in solid coloured imitation leather (example p. 25).



CANOPÉE

Fabric back and imitation leather seat



ZENITH

Fabric bench seats. 2 colours (example p. 21).



GALET

Fabric back and imitation leather seat (example p. 9).

AND PREFERENCES

BERTHS

NEW

DROP-DOWN BED (OPTION)

Ideal for 4 people travelling together as it maintains two separate sleeping areas. Option available in many low-profile models (standard feature in A-Class models).

DINETTE BED

This provides an occasional bed in the lounge for one or two people, depending on the vehicle's size. Optional on all vehicles.



KITCHEN

36-LITRE OVEN/GRILL

Optional on all vehicles.

COOKER HOOD WITH LED

Optional on all vehicles.

BUILT-IN WASTE BIN

Includes: accessories to divide the bin space.

BATHROOM

DUCKBOARD

In the shower. Option available in all vehicles; standard feature with AL-KO® chassis.

FOLDING TOWEL RACK

Very handy for drying towels as well as clothes.

STORAGE

SIDE SKIRT STORAGE DRAWER

Provides plenty of handy extra storage space. Option available in all vehicles (except AL-KO® chassis).



STORAGE AREA

- 2 lights.
- 1 x 230 V power outlet.
- Stowage bars for all your equipment.
- Outside shower: cold and hot water accessed through the storage area. Option available on all vehicles.

Optional storage area fittings available on all vehicles (except AL-KO® chassis: standard feature).



SLIMLINE LOW-PROFILE

3 ENJOY STANDARD FEATURES

CHASSIS – ENGINE

- FORD Chassis.
- 2.0-litre 130 hp TDCi engine with manual transmission.
- 70-litre diesel tank.
- ABS (antilock braking system), ESP (electronic stability program), and Hill Holder (hill start assistance).
- Lane departure warning and lane assist.
- Collision alert and emergency braking.

EXTERIOR

- Day running lights and fog lights.
- TPMS (tyre pressure monitoring system).
- Puncture repair kit.
- LED lighting.

CAB FITTINGS

- Central locking and electric windows.
- Electric, auto-defrost wing mirrors with wide angle and blind spot.
- Rain/light sensors.
- Cruise control and speed limiter.
- Electric parking brake.
- Imitation leather steering wheel, hands-free kit and steering wheel controls.
- Automatic air-conditioning.
- Height-adjustable swivel seats with covers.
- Driver and passenger air bags.
- Cab carpet.

LIVING AREA FITTINGS

- ISOTEK bodywork – see pages 42-43.
- Skydome window.
- Foldaway electric entry step.
- Living area door with window, flyscreen and 2-point central locking.
- Sliding cab blinds.
- Direct and indirect LED lighting.

MULTIMEDIA

- 12" FORD® car radio, compatible with Apple Car Play/Android Auto.
- Xperience 2.0 digital control panel.
- Adjustable TV bracket with power supply.
- Wiring for automatic satellite dish.

POWER

- Truma® Combi 4 gas heating (4 000 W hot water/boiler).
- Compartment for 2 x 13 kg gas bottles.
- Automatic Truma® Crash Sensor regulator/switch.
- Booster for fast battery charging.

LOUNGE

- High density foam bench seats with headrest.
- Dropleaf central table.
- Panoramic skylight.
- Electric drop-down bed with slat base.

KITCHEN

- Soft-close drawer unit with pot drawer.
- 2-hob gas stove top with cover: 1/1.7 kW.
- 133-litre refrigerator with automatic power management.
- 230 V and dual USB outlets.
- Built-in waste bin.
- Stainless steel sink with cover.

BATHROOM

- 230 V power outlet.
- Folding towel rack.
- Concealing skylight with flyscreen.
- Toilet with removable cassette on castors.

BEDROOM

- Permanent bed with slat base and comfortable mattress (A690G).
- Bedroom reading lights with USB and 230 V outlets on permanent bed (A690G).

STYLE

- Bench seat in Obsidian fabric.
- 4 cushions.



OBSIDIAN
Fabric bench seats



Cushions


ÉVIDENCE

FULLY EQUIPPED, ZERO COMPROMISE



Evidence Edition models are fully-upgraded motorhomes primed and at the ready for you to head off on a trip. Whether you're travelling alone, as a couple, or with your family, find the **ÉVIDENCE** motorhome that's right for you. However you plan to get away from it all, you will enjoy the best equipment as standard and you can take off in comfort and with complete peace of mind.

Learn more about the Evidence range by scanning this QR Code.



LEGAL NOTICES:

S.A.S with equity of €20 376 600 - APE 2910 Z - RCS Nantes B872802780 - EU VAT FR52872802780 - Route du Demi-Boeuf, 44310 LA LIMOÛZINIÈRE - FRANCE - Tel.: +33 (0)2 40 32 16 00 - www.pilote-motorhome.uk

Note: This brochure shows the information known at the time of printing. It does not constitute a binding document under any circumstances. Despite the care taken in preparing this document, printing errors may still occur. We reserve the right to modify fittings and improve products in the current year's models without prior notice. Some vehicles are shown with special or optional features which are listed in the corresponding price lists and available at an additional cost. Style items and decorations used to embellish the visual presentation of this catalogue are not included in the actual vehicle nor in the delivery service. The available payload is the difference between the Maximum Technically Permissible Laden Mass (MTPLM) and the Mass in Running Order (MRO). The latter includes the vehicle, its bodywork, furniture, standard fittings, 90% full fuel tank, full gas cylinder, driving capacity fresh water tank, empty waste water tanks, required fluids, and driver (75 kg). Ensure that the maximum weight permitted is never exceeded (total and per axle). Important: installed optional fittings and accessories are not included in the motorhome's MRO. Consequently, they will systematically reduce the available payload and potentially reduce the number of driving seats. Contact your dealer, who will be happy to provide you with an accurate definition of the models available in each country. Before submitting your order, please contact a dealer for information about the current product and collection status. Information about the vehicle's delivery, appearance, performance, dimensions and mass correspond to the information known at the time of printing. Those details and tolerances comply with European regulations (EU 1230/2012), however they are subject to change up until the time of vehicle purchase or delivery. They may change throughout the course of the year. All photos were taken in accordance with local regulations, whether on the road, in private areas or at campsites.

www.antigel.agency - © Studio Garnier / © Adobe Stock / © Gettyimages / Groupe Pilote - Printed by: Goubault Imprimeur - July 2024 - 03352